

Place Standard Tool – Euregio Maas Rhein (PST – EMR)

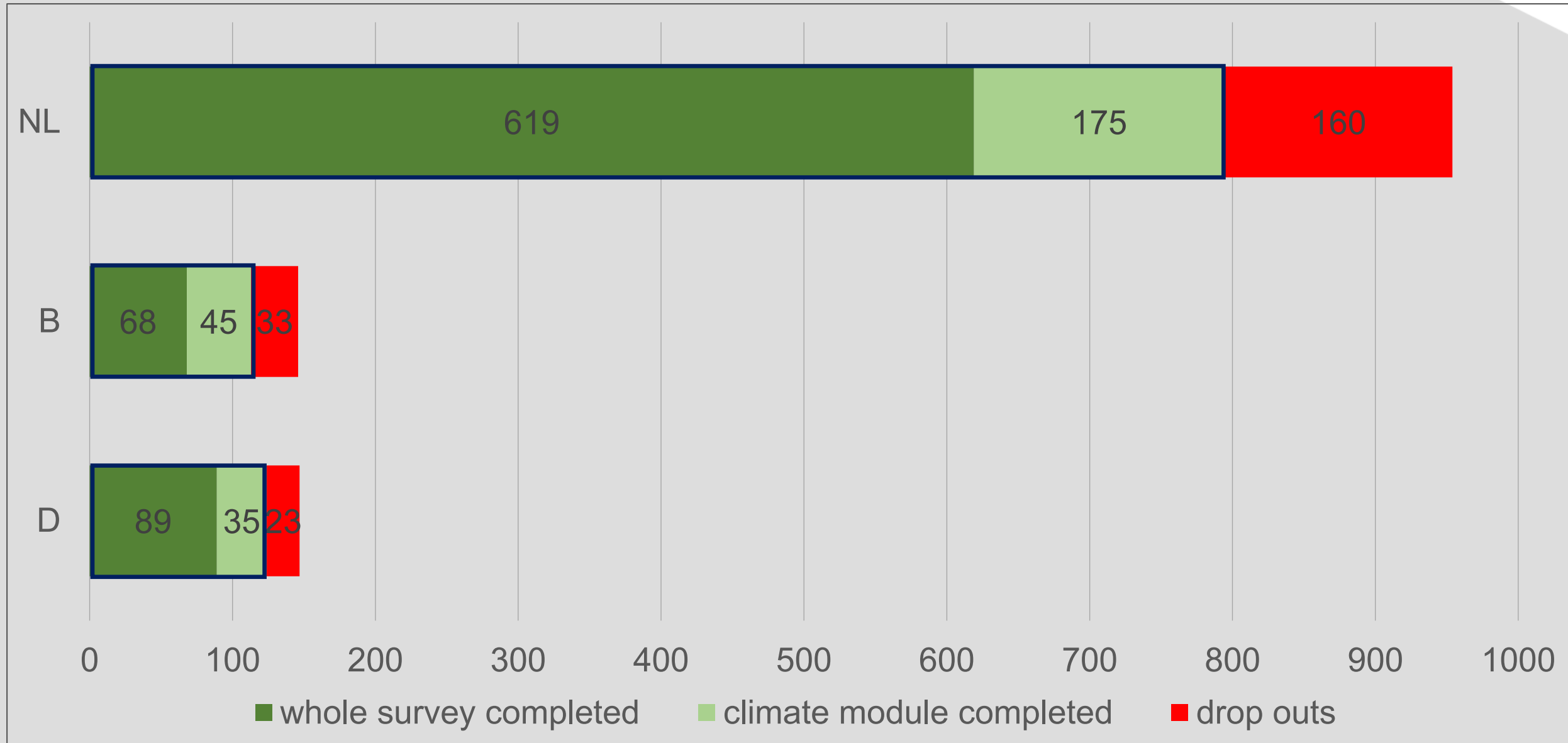
Results Online Tool

May 2025

Recruitment of participants

- Results were collected from September 2024 till March 2025
- Participants were recruited to participate in several ways:
 - Via contacts in the various regions
 - Via a social media campaign on Facebook and LinkedIn
 - From October 2024 till January 2025
 - NL: Through the GGD ZL Gezondheidspanel which consist of a large group of citizens
 - Invited in September and October 2024


Participation per country (numbers)



* The cases marked with blue boxes were included in further analyses.

Participating regions

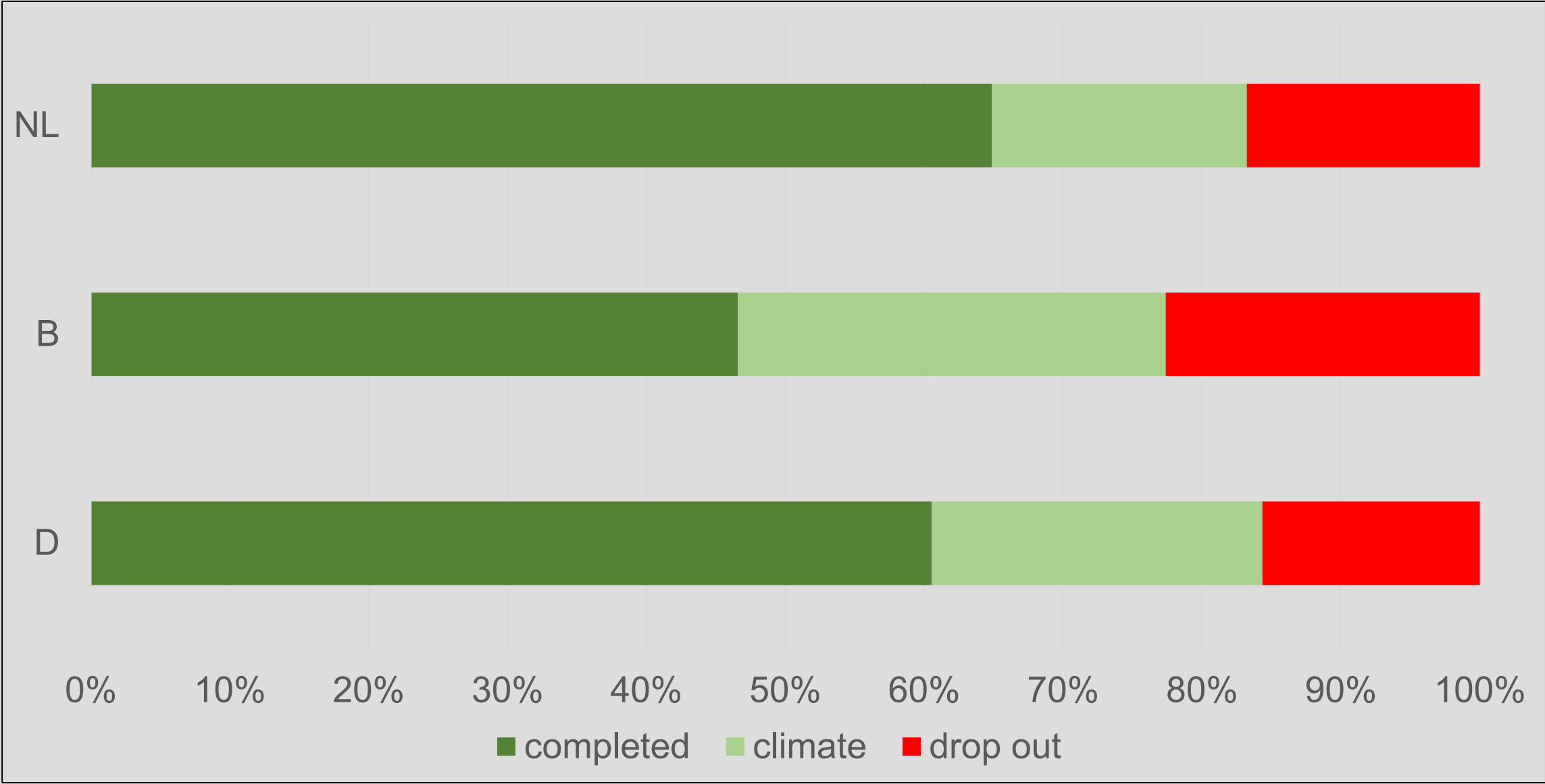
Country	District	Number of Participants
Germany	District of Düren	86
	City Region Aachen	21
	District of Heinsberg	3
	District of Euskirchen	2
	Düsseldorf	1
	District Minden-Lübbecke	1
	Others	10
Belgium	Province of Liège	88
	Province Limburg (BE)	15
	Brussels	5
	Others	5
Netherlands	Province Limburg (NL)	783
	Others	11



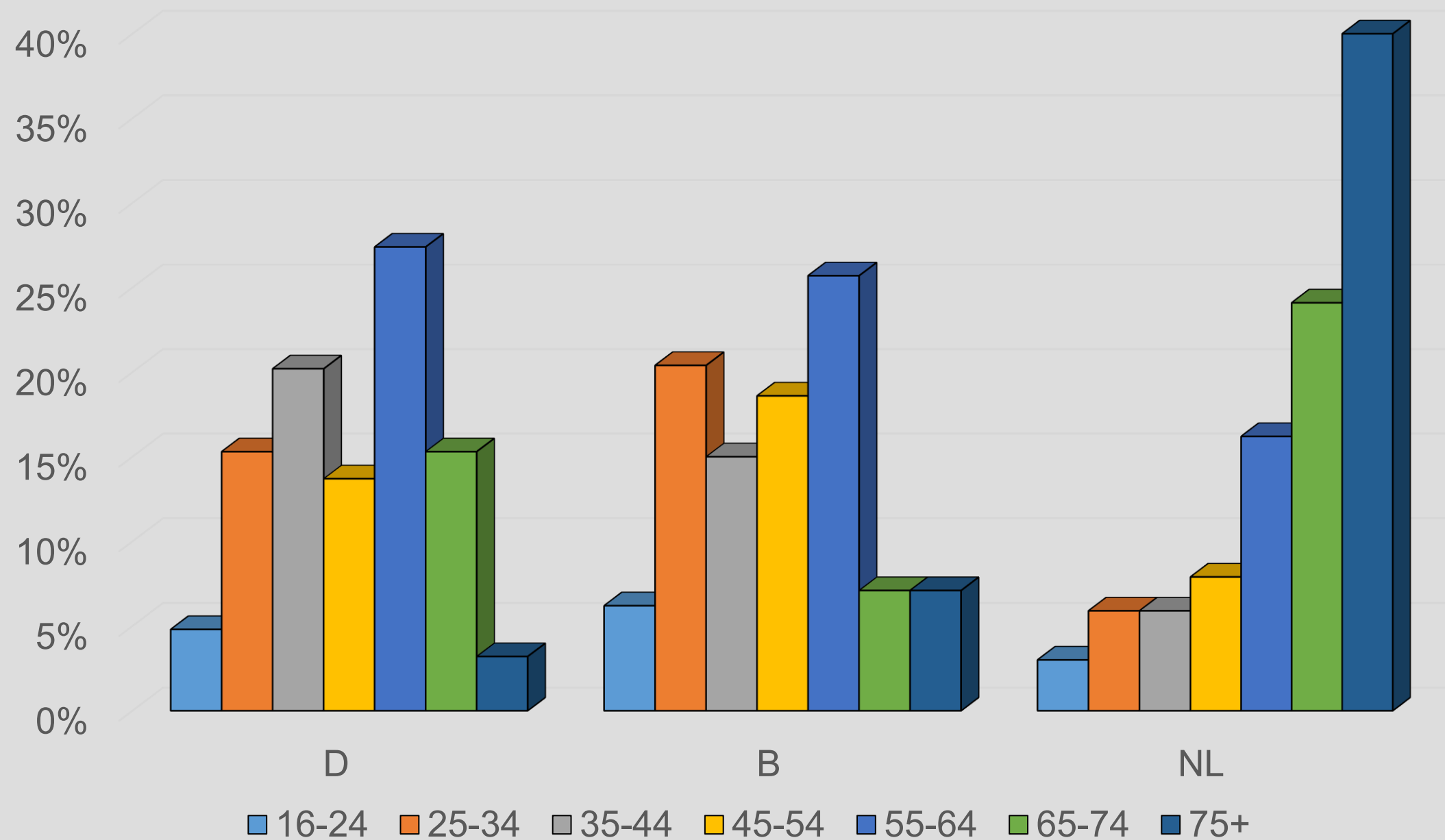
Gefinancierd in het kader van Common Ground, een project van Robert Bosch Stiftung GmbH
Gefördert im Rahmen von Common Ground, einem Projekt der Robert Bosch Stiftung GmbH
Soutenu dans le cadre de Common Ground, un projet de la Robert Bosch Stiftung GmbH



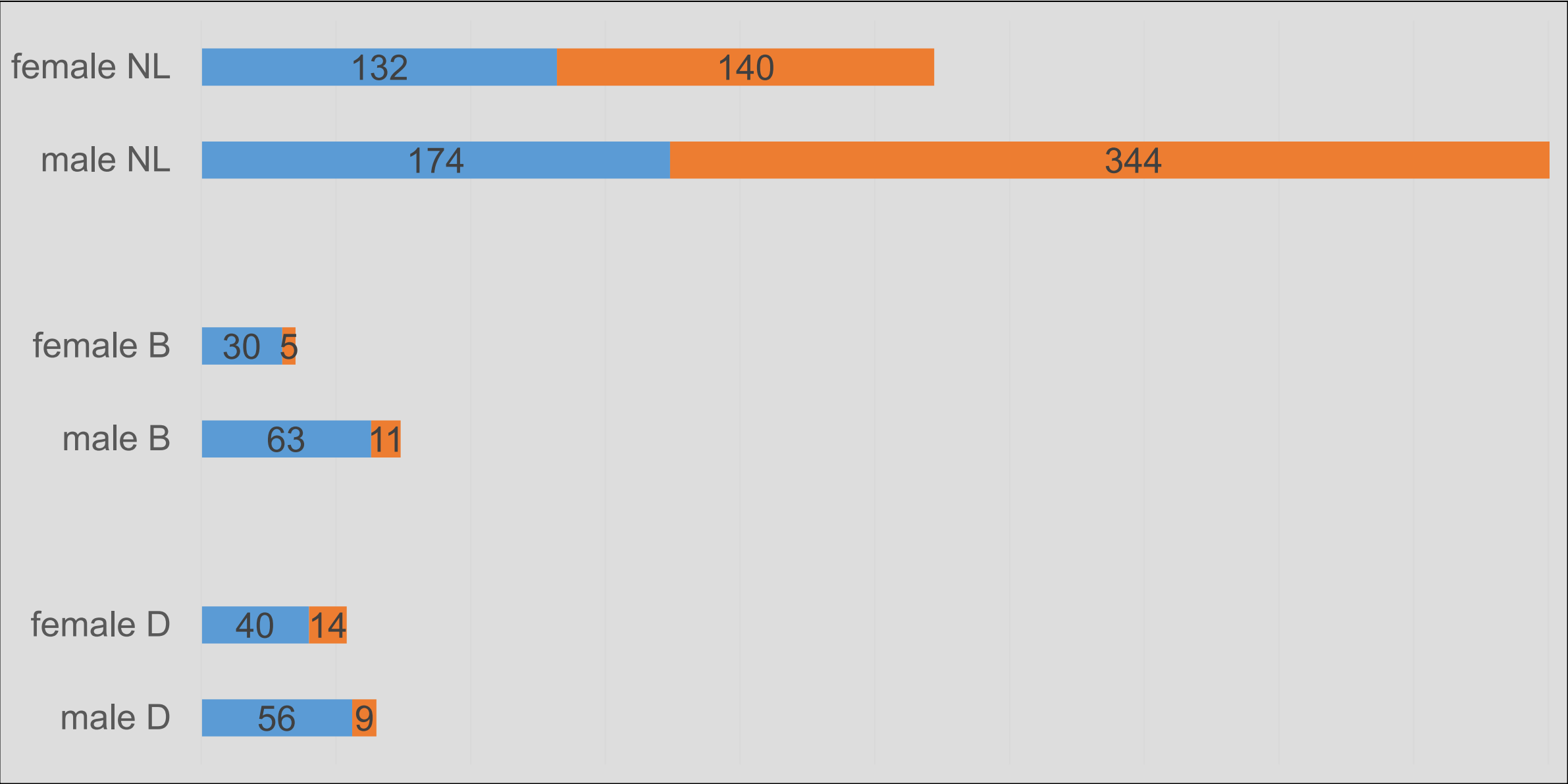
Participation per country (in %)



Age classes per country (in %)



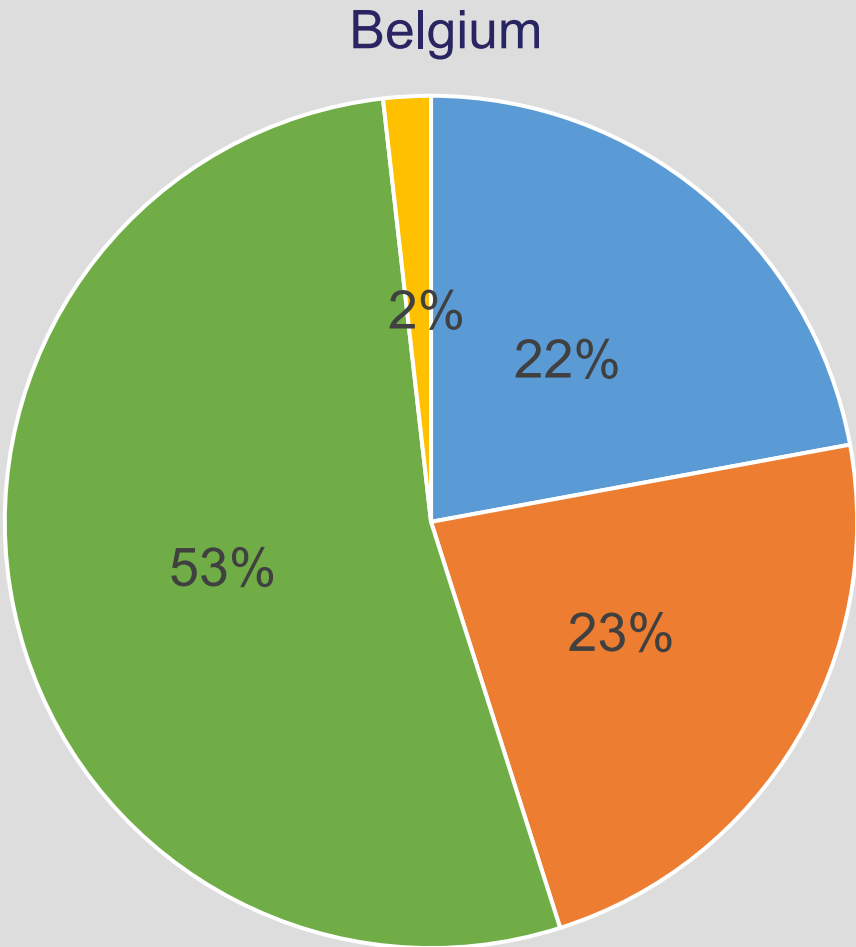
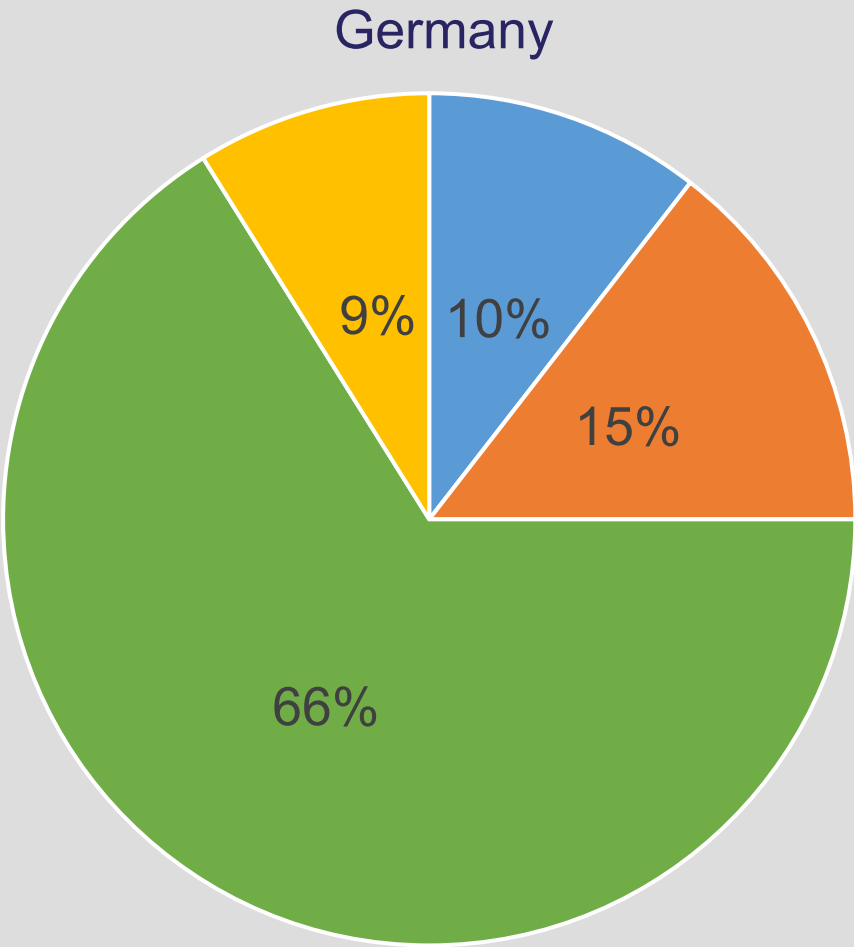
Seniors / non- seniors per gender and country (in numbers)



Younger than 65

65 and older

Frequency of visits to neighbouring countries in Germany and Belgium



- daily or several days a week
- several times a month
- once or few times a year
- never

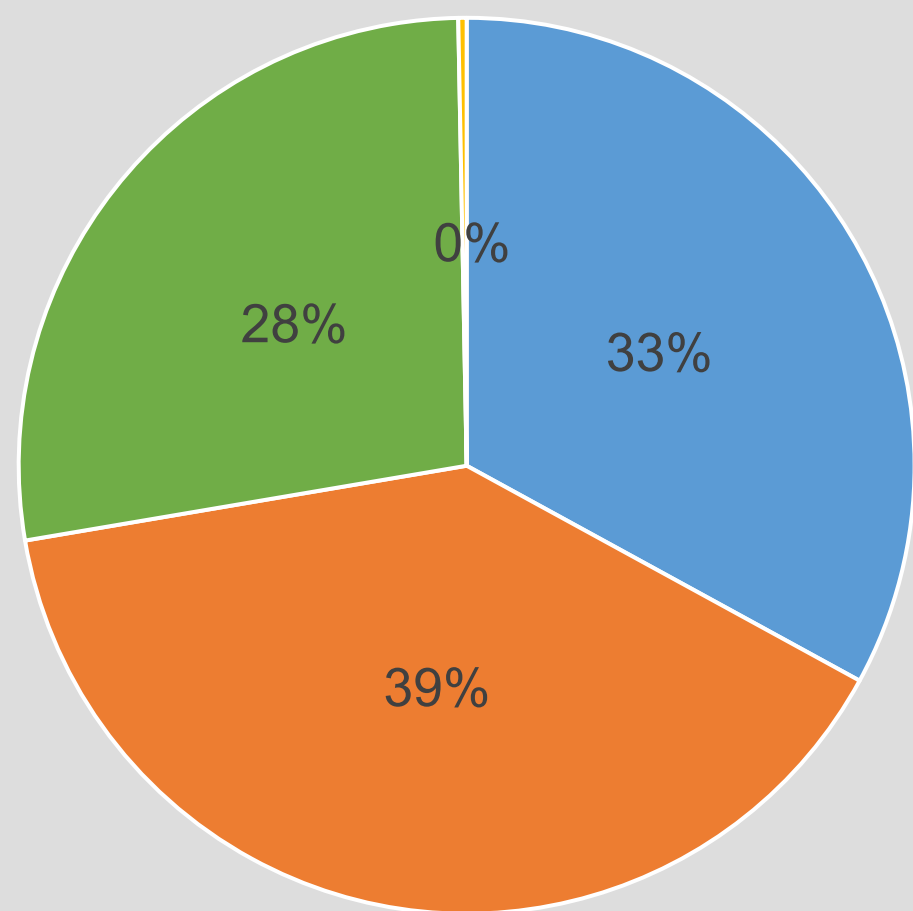


Gefinancierd in het kader van Common Ground, een project van Robert Bosch Stiftung GmbH
Gefördert im Rahmen von Common Ground, einem Projekt der Robert Bosch Stiftung GmbH
Soutenu dans le cadre de Common Ground, un projet de la Robert Bosch Stiftung GmbH



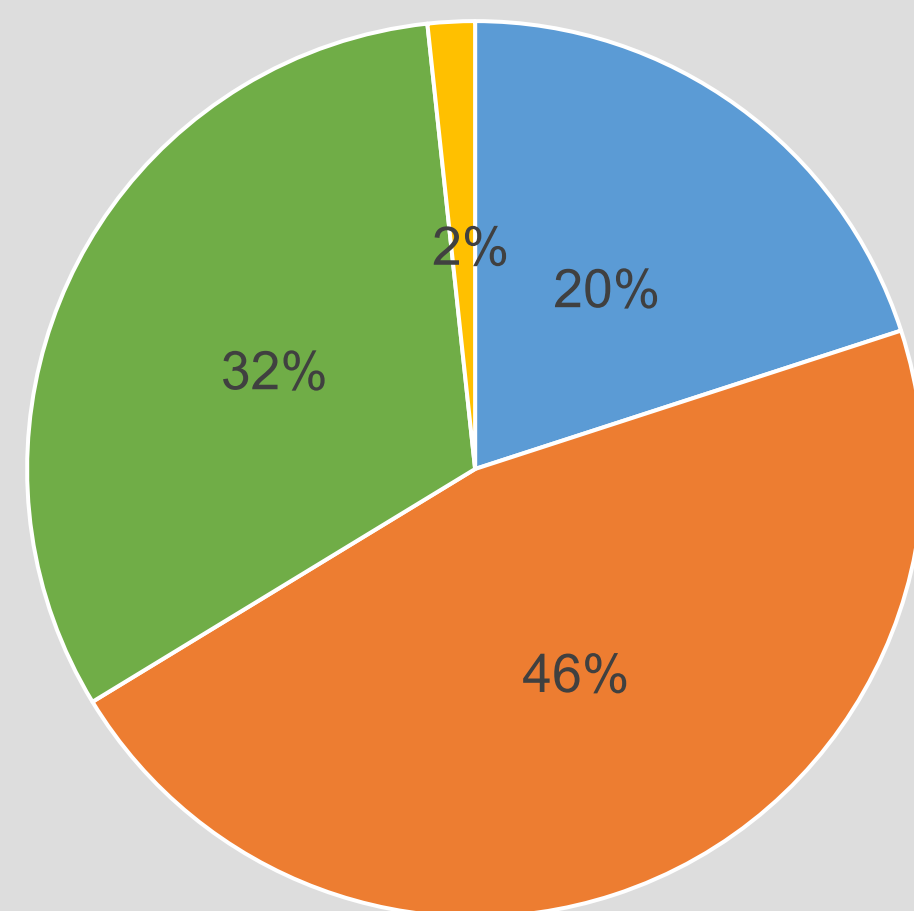
Frequency of visits to neighbouring countries in the Netherlands

Younger than 65

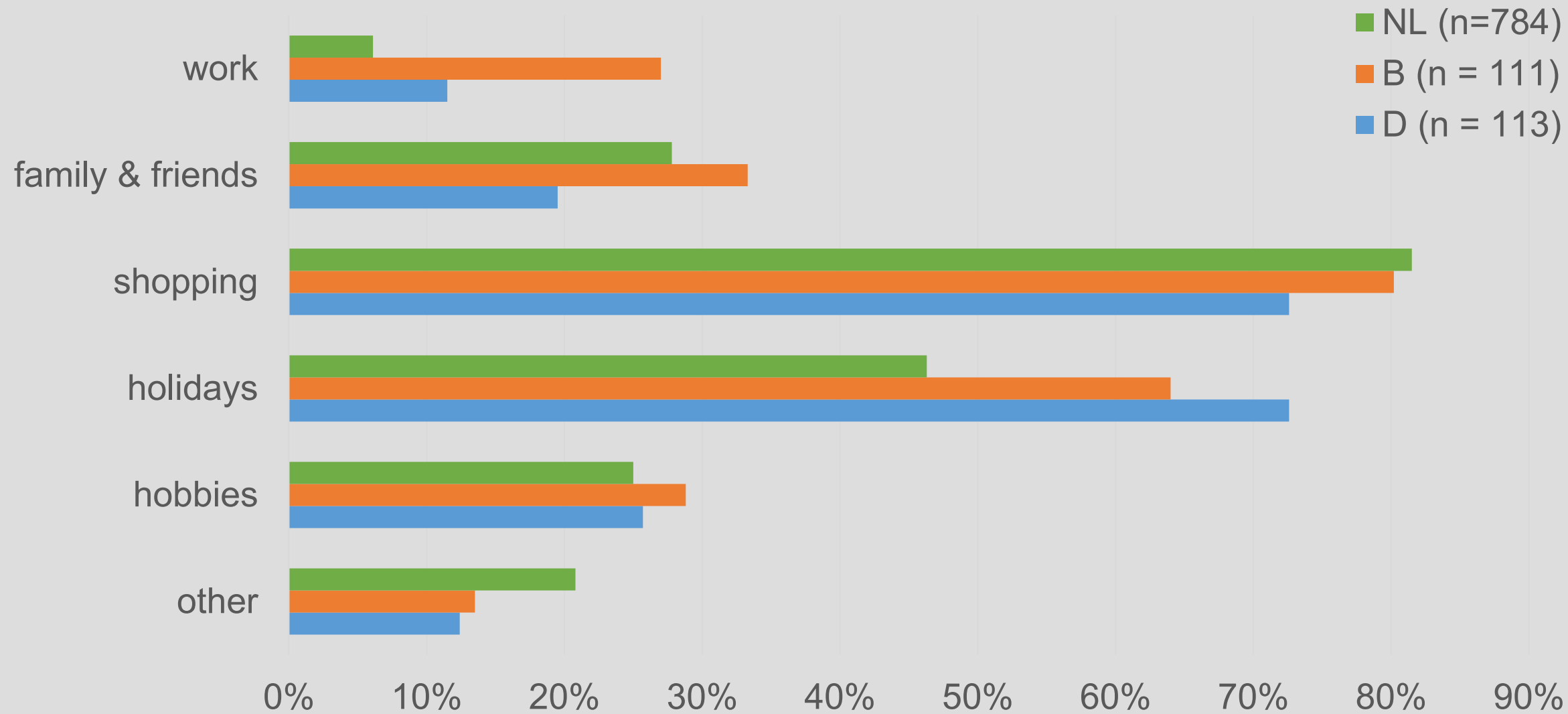


- daily or several days a week
- several times a month

65 and older



Reasons for border crossings *



* Participants could select multiple answers

Further reasons for border crossings

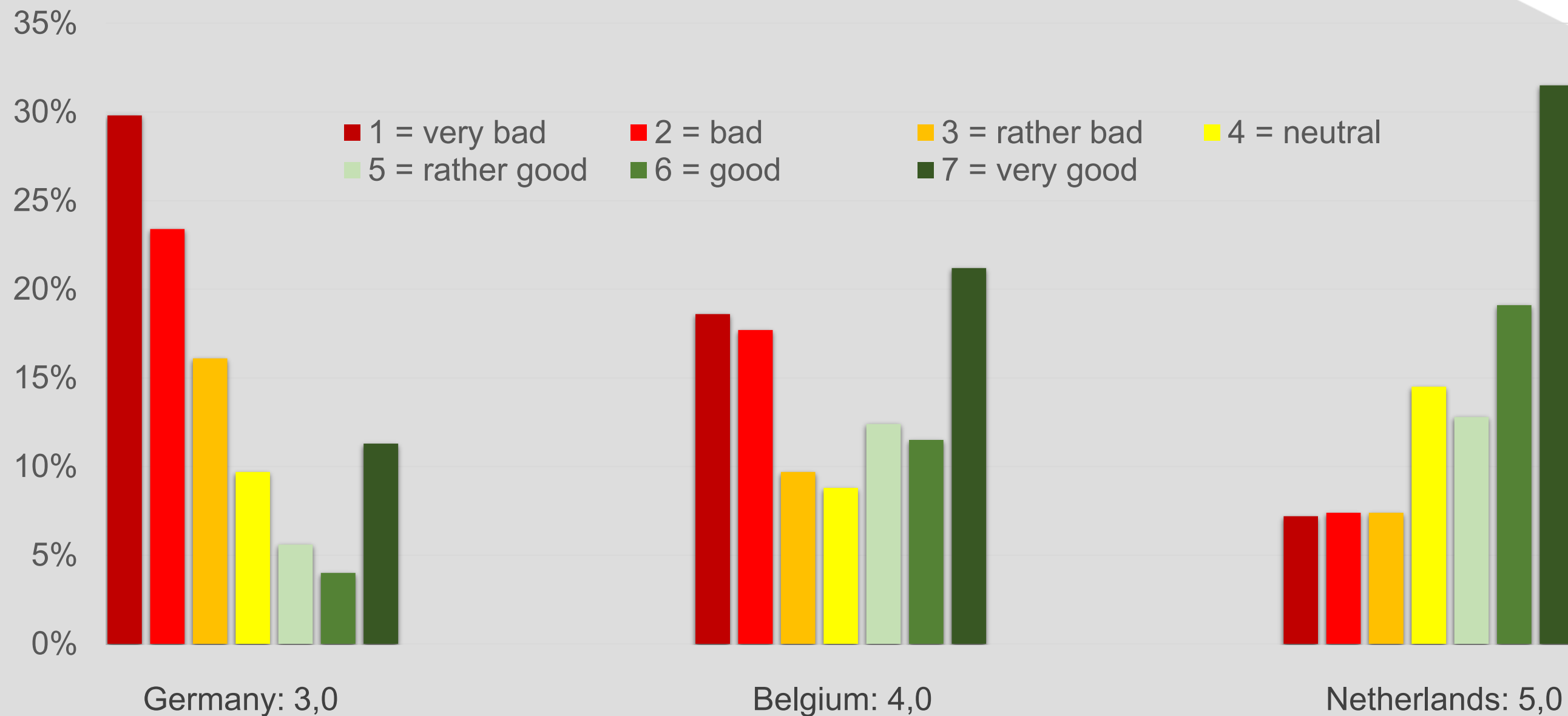
Country	Category	Remarks
Germany	Leisure and cultural aspects	"Going for a walk" "More beautiful scenery, opening hours on weekends, more green spaces, significantly better-maintained surroundings"
	Medical care, eating out, tourism	"Osteopathy" "Eating out (Restaurants)" "tourist attractions"
Belgium	Leisure and cultural aspects	"Cultural leisure activities" "Culture"
	Special events (concerts, etc.)	"Events" "Special events (Xmas market, concerts, protests,...)"
Netherlands	Leisure, sports and cultural aspects	"Visiting beautiful places such as Hasselt, Liège and Dresden" "Cycling or hiking"
	Fuelling up	"Fueling up the car" "Fueling, grocery shopping etc."
	Eating out	"Eating out" "Going to the bar"
	Transit	"To travel via Germany to friends further away in the Netherlands" "To avoid traffic jams in the Netherlands"
	Medical care	"Going to the doctor"
	Work / Study / Volunteering	"As a bus driver, I go there almost every day." "Volunteering, attending conferences" "Taking my wife to work"



Gefinancierd in het kader van Common Ground, een project van Robert Bosch Stiftung GmbH
Gefördert im Rahmen von Common Ground, einem Projekt der Robert Bosch Stiftung GmbH
Soutenu dans le cadre de Common Ground, un projet de la Robert Bosch Stiftung GmbH



How do I assess the availability of free drinking water in my neighbourhood?



Gefinancierd in het kader van Common Ground, een project van Robert Bosch Stiftung GmbH
Gefördert im Rahmen von Common Ground, einem Projekt der Robert Bosch Stiftung GmbH
Soutenu dans le cadre de Common Ground, un projet de la Robert Bosch Stiftung GmbH



How do I assess the availability of free drinking water in my neighbourhood? (qualitative results) *



Country	Results	Participants' remarks
Germany (n=45)	More information (n=15)	"Basically, too little information about drinking water services" "Better knowledge of where drinking water is available and accessible to everyone"
	No offers known/available (n=14)	"We don't have anything like that here, not even the fountains work in summer" "I don't know of any place! Water in particular is essential for senior citizens!"
	Desire for more availability (n=13)	"Increase number and publicity" "More public drinking water points"
	Concerns due to poor quality (n=3)	"Good cultural offerings, but the safety and cleanliness of the surroundings could be better" "I think that's unhygienic"
Belgium (n=44)	No/low availability of drinking water (n=23)	"There's no possibility of finding free drinking water in my commune, despite the many footpaths and cycle paths there" "I can't think of any places where this is available. Very rarely in private places open to certain audiences and never in public places"
	Desire for more availability (n=10)	"More facilities to be installed in the neighbourhood" "More drinking water in public spaces"
	More information (n=10)	"Better information on where to find drinking water" "Not enough information on public places where drinking water is available"
	Good availability of chargeable water (n=5)	"In Belgium you have to pay for water and very few public water spots" "Placement of fountains in town with almost free access 20 to 50 cents for a few minutes access"
Netherlands (n=295)	Low availability of drinking water, desire for more availability (n=97)	"Number of water taps not sufficient" "Placing more taps in public places"
	No offers known/available(n=68)	"Around here there are no places with free drinking water" "There is no free water point. In the square that would be fine with all those walkers"
	Satisfied with the offer (n=43)	„Existing situation perfect“ "These drinking water supplies are always accessible!"
	More information (n=42)	„Information accessibility “ „Not enough information on drinking water supplies “

*Disclaimer: This is only an excerpt from the qualitative feedback.



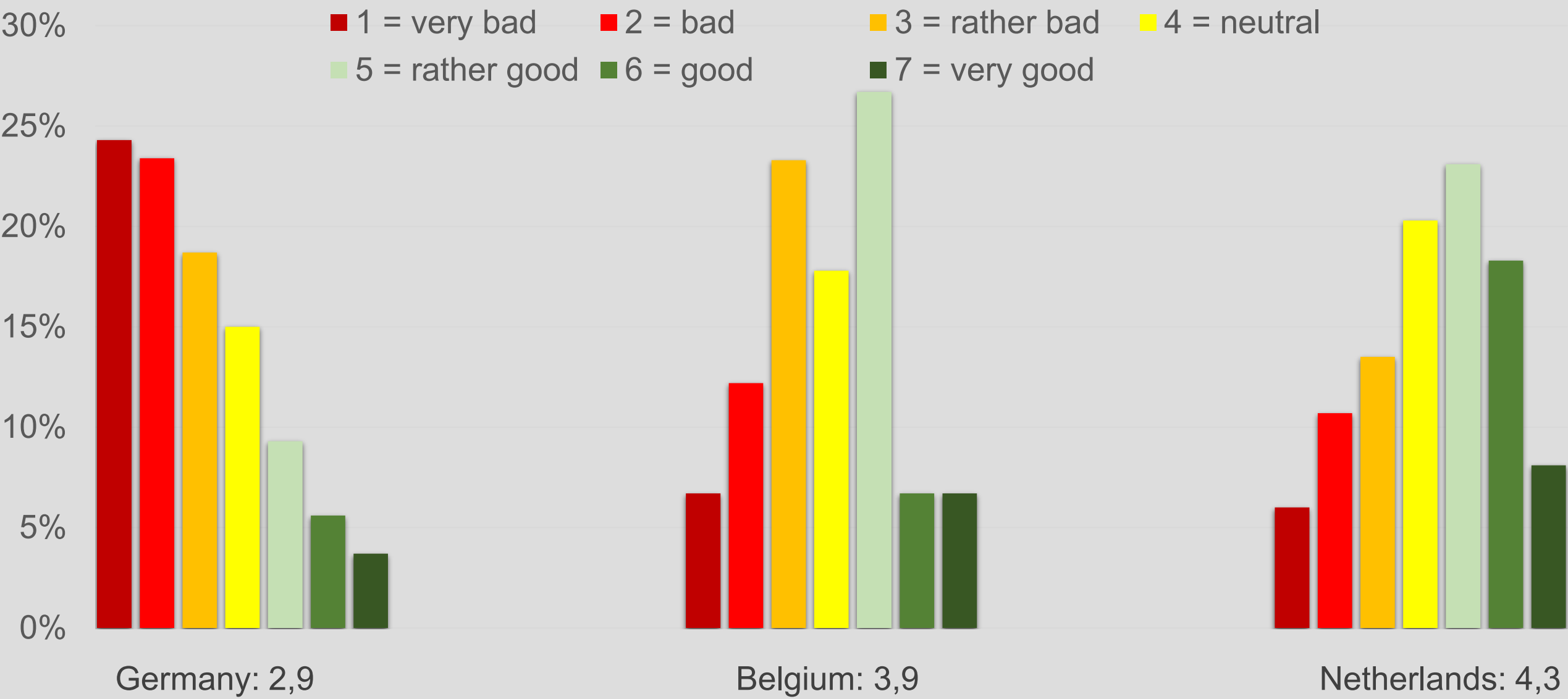
How do I rate the outside shading and cooling options in my neighbourhood? (qualitative results) *



Country	Results	Participants' remarks
Germany (n=35)	Desire for more vegetation (trees, hedges, green spaces) (n=21)	"Plant more trees instead of parking lots" "The tree planting and planting with shrubs or hedges could be improved"
	Criticism: too many areas built on with asphalt, paving stones or rock gardens (n=4)	"The city of Düren is being paved over" "Ban on gravel gardens. More trees in Düren city centre!"
	Desire for good preservation of existing green spaces and water places(n=4)	"Green spaces should be preserved, not sealed, as is currently planned for Schlossplatz" "In my neighbourhood, they now want to build on the park and probably remove the pond. I think that's very damaging to the climate in this day and age"
Belgium (n=41)	Satisfied with the current state of cooling (enough trees and shady places) (n=18)	"It's the countryside, and the quality of life is top notch" "In the rural area there are plenty of trees and other opportunities to seek shade"
	Desire for more trees and shade, especially in the city (n=16)	"More trees in towns and cities, less concrete in streets, reduce parking space and turn into madows, free seats in shade" "Plant more trees in public spaces "
	Criticism: too many areas built on with asphalt, paving stones or rock gardens (n=5)	"It would be better with less concrete" "We still have a lot of green areas in Welkenrath but we need a building programation"
	Few houses / roofs with plants (n=4)	"There is a lack of green roofs and facades" "New tree planting, but still too young to provide adequate shade. No green roofs or facades because too expensive"
Netherlands (n=278)	Satisfied with the current state of cooling (enough trees and shady places) (n=125)	"This too is okay to good, Trees, forests, buildings everything is there" "There is plenty of shade where you can cool off"
	Plant more trees in public areas and private gardens & take better care of green spaces (n=122)	"There are no provisions anywhere to create more shade such as placing trees or shrubs or structures that provide shade. there are also few fountains, ponds or watering places available in the area. and little to no vegetation on roofs present"
	Criticism: too many areas built on with asphalt, paving stones or rock gardens (n=27)	"There could be more greenery instead of 'concrete gardens'" "Too many stones, too few trees"
	Desire for more water and bathing places or fountains (n=27)	"A fountain would be welcome" "There are almost no public swimming facilities [...]"

*Disclaimer: This is only an excerpt from the qualitative feedback.

How do I rate the availability of cool indoor spaces in my neighbourhood?



How do I assess the availability of cool indoor space in my neighbourhood? (qualitative results) *



Country	Results	Participants' remarks
Germany (n=28)	No cool rooms known in the neighbourhood (n=8)	"No cool rooms in the neighbourhood" "Doesn't exist here, or I haven't seen it or any references to it yet"
	Poor information (n=7)	"Missing information" "There are a few public spaces that I would know personally/privately to go to as a cool space, but there is no public information about them."
	Only known cool places: churches (n=6)	"I can't think of a single room off the top of my head. Apart from churches" "Only churches are offered here to stay"
	Department stores and supermarkets as 'cool places' (n=6)	"Department stores are usually visited to cool down" "At least the supermarkets are air-conditioned"
Belgium (n=32)	The buses have little air conditioning and the bus stops offer no shade (n=8)	"Buses are not air-conditioned, TEC buses are rolling sauna's" "The bus stops are all made of glass, so there's nothing to put you in the shade."
	Only known cool places: churches (often closed) (n=7)	"Apart from churches, which are closed, I'm not aware of any cool areas open to the public." "We have churches in the neighbourhood, but it is not always open to public"
	Many/some cool places known (n=5)	"A lot of places to rest" "There are plenty of air-conditioned rooms in the neighbourhood, but as with drinking water, air conditioning is not advertised in public"
	Lack of information (in particular whether and where there are cool places) (n=5)	"Where should they be?" "[...] not enough information or advertising to get to these cool places."
Netherlands (n=218)	No/little cool rooms known in the neighbourhood (n=92)	"I wouldn't currently know where I could go to a cool room if I needed to" "In my opinion, these places are not around"
	Sufficiently cool rooms are known (n=30)	"There are plenty of cool rooms near me" "For me those are sufficiently present"
	Supermarkets & shops most frequently perceived as cool places, followed by libraries (n=36 & 18)	"Only supermarkets nearby are public cool rooms" "The only cool public space is the one in the library. But before you get there, you have to walk 10 - 15 minutes through the heat to the city centre"
	Lack of information (in particular where they are available and about the rules of use) (n=22)	"Providing information where cool rooms are " "Information about where cool spots are cannot be found"

*Disclaimer: This is only an excerpt from the qualitative feedback.



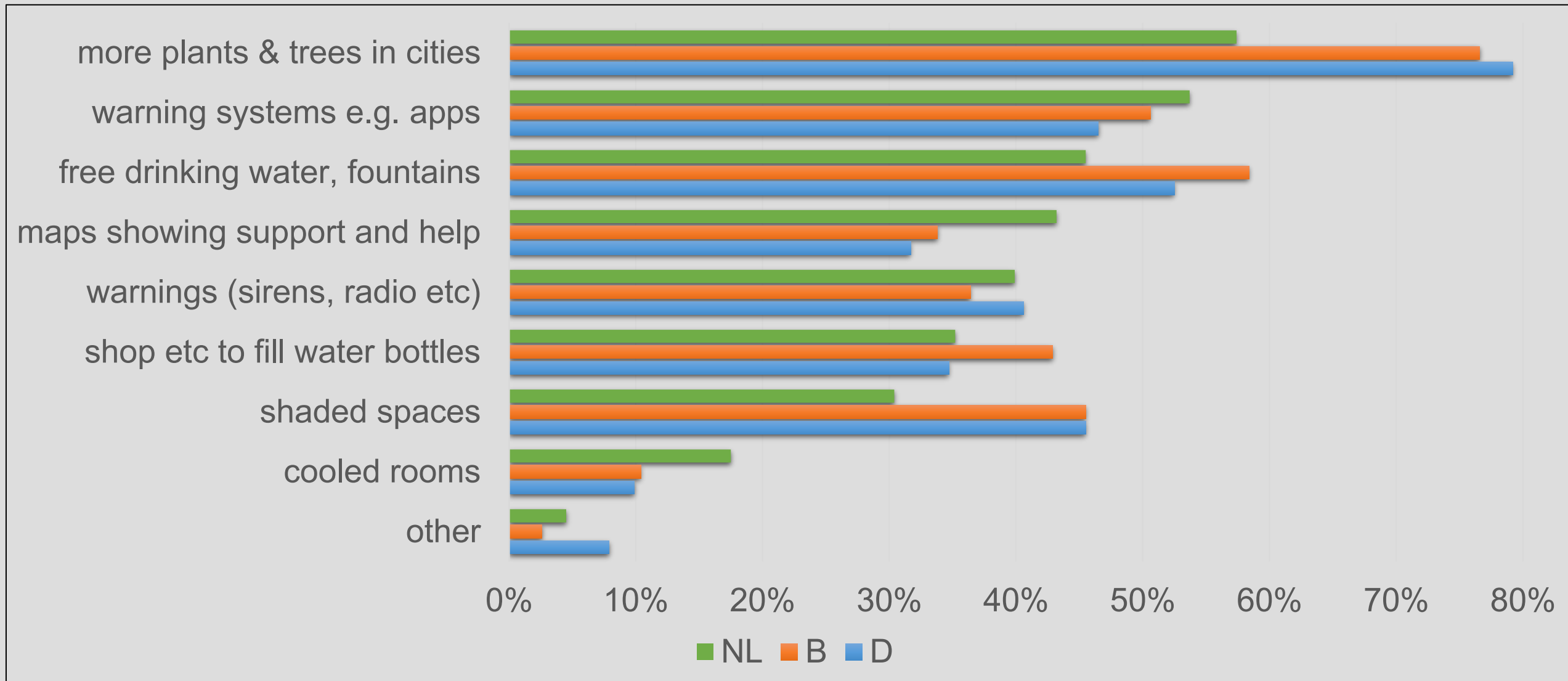
How do I assess the safety of my surroundings in the event of heavy rain, flooding and storms? (qualitative results) *



Country	Results	Participants' remarks
Germany (n=23)	Lack of information (especially warnings in advance) (n=8)	"Insufficient information about evacuation points and locations. But the city is at least doing what it can to warn of extreme events, sirens are being purchased again. Nina app needs to be further improved in terms of flood protection. It is unacceptable that I have to browse through the internet pages to find out if I am affected by a warning."
	Don't feel protected and insufficient implementation of protection plans (n=6)	"Unfortunately, I can't say what's going well. A dyke that was supposed to be rebuilt after the last flood is - as far as I could find out - not being built" "Since the last major flood, I no longer feel sufficiently protected. Big plans were made, but it's clear that nothing has come of them"
	Places of refuge not known or available (n=5)	"No protection and no known places of refuge [...]" "In rural areas, there is no protection against flooding or places of refuge open to the community"
	Feel protected, no need for action (n=5)	"The Wehebach dam saved us last time" "The area is categorised in Zürs and is therefore well protected"
Belgium (n=29)	Feel protected / Protection in construction (n=11)	"There is enough protection" "Major improvements were carried out during the previous term of office: as a result, there's no longer any flooding! It's impeccable"
	Has already been affected (n=7)	"I survived floods in 2021 stuck in my house and nobody came beforehand to tell me to leave, the be alert system was not activated until I was totally blocked inside, nothing concrete changed. The obligation to be part of the EU alert system for floods is not implemented in communes and it frightens me." "I live on the ridge. However, the village has been flooded several times."
	Don't feel protected and insufficient implementation of protection plans (n=6)	"There isn't any protection. There are no places of refuge. There is no information whatsoever concerning information on protection from extreme weather. There isn't any information available how to protect my property against consequences of climate change."
	Lack of information (especially warnings in advance) (n=6)	"More information and sensibilisation for people"
Netherlands (n=249)	Has already been affected (n=55)	"I've already had to leave my house once" "The centre of Eygelshoven floods regularly. Then dangerous situations arise"
	Feel protected / Good drainage system (n=48)	"Concrete plans implemented visibly" "Rainwater buffer present in my neighbourhood"
	Live sufficiently high (low probability of flooding) (n=47)	"I live high and dry in a well-insulated flat. No nuisance so far. There are some tall trees all around, though. Don't know if they will remain standing in the future " "I live in a higher area"
	Lack of information (especially about safety & emergency assistance (n=47)	"There is no information on citizen options " "Information missing, would not know where to go in emergency nor where to get help "

*Disclaimer: This is only an excerpt from the qualitative feedback.

Climate adaptation measures considered as important*



* Participants could select up to four proposed answers

What did you recognise when visiting neighbouring countries concerning climate adaptation measures?

Country	Remarks
Germany	<ul style="list-style-type: none"> • The most common response was that there is more or better-quality drinking water available abroad, especially in the Netherlands. • More green spaces and trees are perceived. • Some respondents perceive no difference between German conditions and those in neighbouring countries. • Some feel that cooling off outside is more effective in neighbouring countries.
Belgium	<ul style="list-style-type: none"> • More and better drinking water dispensers are emphasised, especially in the Netherlands. • The cool rooms in neighbouring countries are rated positively. This is recognised in both Germany and the Netherlands. • Shaded areas and cooling are also emphasised outside. Better greenery is also discussed in this context. • Some people state that they notice more water features abroad.
Netherlands	<ul style="list-style-type: none"> • There are often no significant differences perceived between the Netherlands and neighbouring countries. • Many respondents stated that neighbouring countries are less protected against flooding and other extreme weather events. Particular reference was made here to Belgium. • Drinking water services are also perceived as 'less' or 'poorer quality' in the other countries. This concerns Germany more than Belgium. • In Germany in particular, but also in Belgium, the greenery and trees are mentioned positively. • Cooling off outside is also emphasised in the neighbouring countries. • More lakes, bathing facilities and fountains are perceived.



Gefinancierd in het kader van Common Ground, een project van Robert Bosch Stiftung GmbH
Gefördert im Rahmen von Common Ground, einem Projekt der Robert Bosch Stiftung GmbH
Soutenu dans le cadre de Common Ground, un projet de la Robert Bosch Stiftung GmbH



Would you like *

To be informed about environmental and climate trends in the EMR?



An EMR information system, where people can get support and help in case of acute climate events?



A warning system for the EMR, in case of acute climate events?



■ yes, definitely ■ yes, if it has an impact on my personal living ■ no, not really ■ Don't know

* n = 801



Gefinancierd in het kader van Common Ground, een project van Robert Bosch Stiftung GmbH
Gefördert im Rahmen von Common Ground, einem Projekt der Robert Bosch Stiftung GmbH
Soutenu dans le cadre de Common Ground, un projet de la Robert Bosch Stiftung GmbH



What other climate measures are important for your living environment?

Country	Remarks
Germany	<ul style="list-style-type: none"> • Clean, shaded green spaces & reduction of rock gardens • Public, accessible toilets • More water points, more regulations on the use of water • Emergency telephones/first aid stations, public seating, improve information systems, public transport (individual responses)
Belgium	<ul style="list-style-type: none"> • Crisis preparedness of the emergency services • Global interdisciplinary cooperation
Netherlands	<ul style="list-style-type: none"> • More green spaces and trees, but also the desire to pay attention to trees that could pose a danger • Better water drainage & water storage • More public seating (in the shade) and shelter/refuges • Fewer tiles/stones/asphalt • Other mentions: more air-conditioned buildings & permission in flats, more information (overall), less air conditioning, public toilets, avoiding air pollution



Gefinancierd in het kader van Common Ground, een project van Robert Bosch Stiftung GmbH
 Gefördert im Rahmen von Common Ground, einem Projekt der Robert Bosch Stiftung GmbH
 Soutenu dans le cadre de Common Ground, un projet de la Robert Bosch Stiftung GmbH



General reflection

Project groups' perspective

- Using PST in online setting:
 - Online tool is useful to survey interests; then face-to-face citizens' summit
 - No discussion possible
- Analysing the data
 - Qualitative data is time-consuming to analyse
 - No direct connection between given score and written opinion