



# Health status of citizens in the EMR

June 27, 2019

*Prof. dr. ir. Maria Jansen*, program leader Academic Collaboratieve Centre for Public Health  
Chair: Population Health Policy, Maastricht University

# Aim



*To compare health status in the Euregion  
Meuse-Rhine (EMR)*

*But:*

*Producing cross-border data is challenging*

*Therefore:*

*A learning network coming 10 years*

# Data in the EMR



## Factsheet Limburg in de Euregio

### Demografie

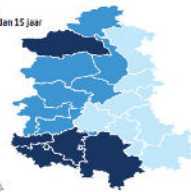


Limburg en de omliggende grensregio's



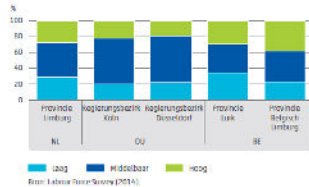
Bevolkingsopbouw

Aandeel jongeren, jonger dan 15 jaar



Bron: Labour Force Survey (2014)

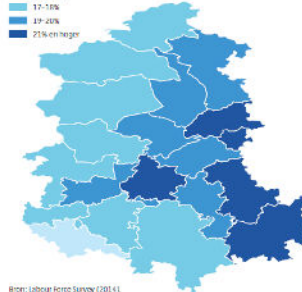
Opleidingsniveau



Bron: Labour Force Survey (2014)

Bevolkingsopbouw

Aandeel 65-plussers



Bron: Labour Force Survey (2014)

1,1 mln inwoners in de provincie NL Limburg

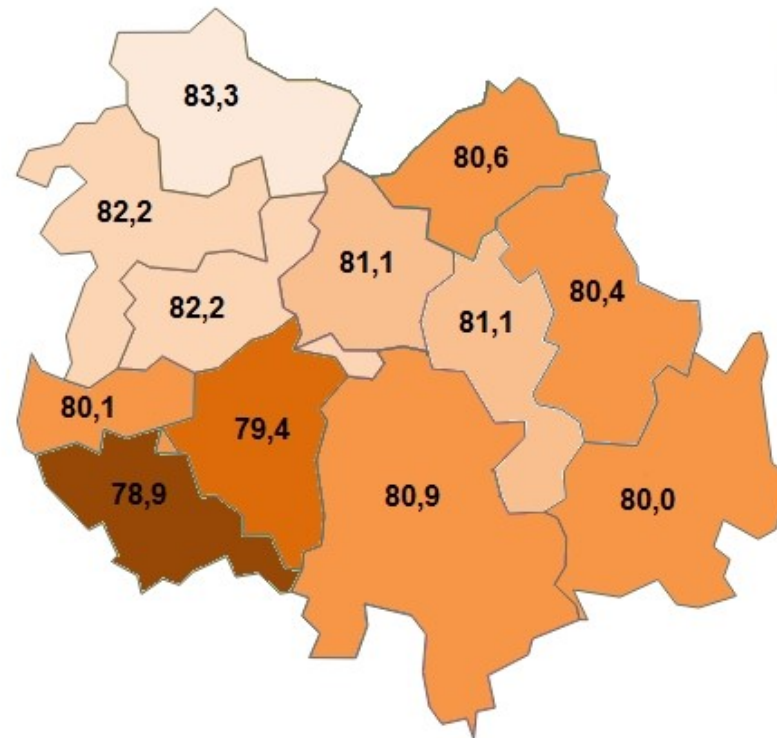
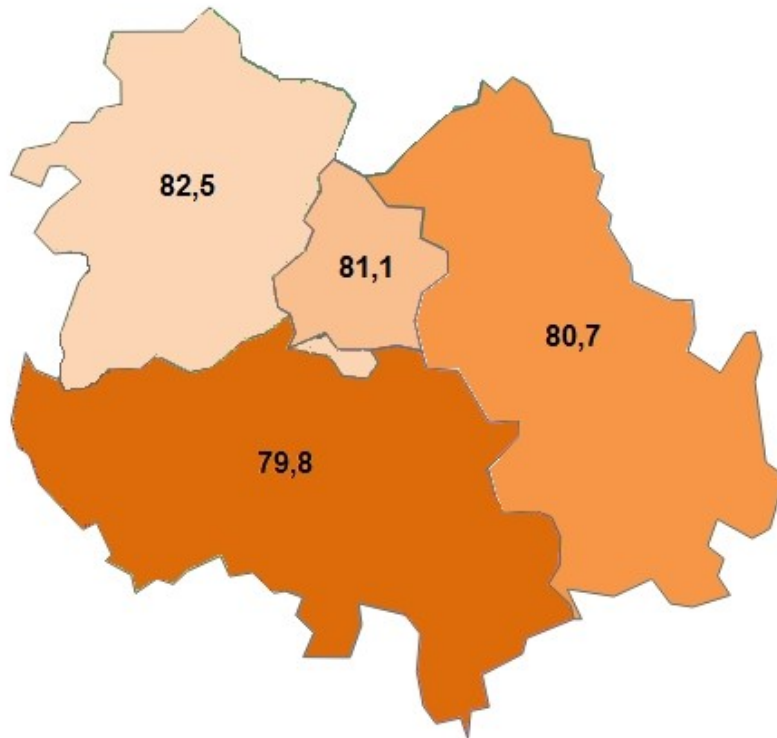
44% in NL Limburg en 38% in BE Limburg zijn middelbaar opgeleid

21% 65-plussers in Zuid-Limburg, 20% Städteregion Aachen

## List of indicators

- Sex
- Age
- Education level
- Unemployment
- Life expectancy
- Causes of death
- Overweigh

# Life expectancy in the EMR (years)



# Causes of death

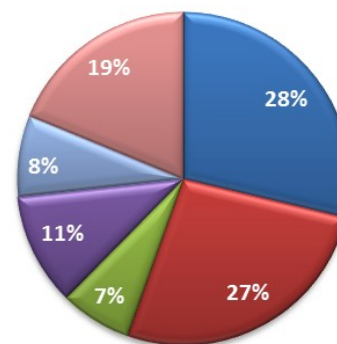
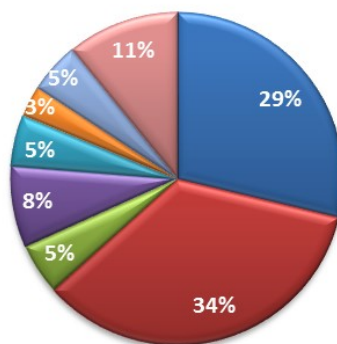
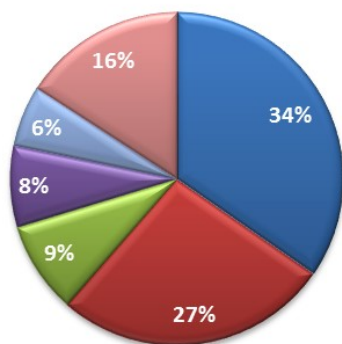


The Netherlands

Germany

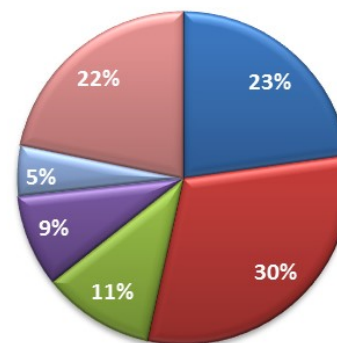
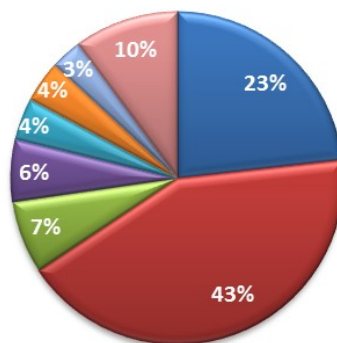
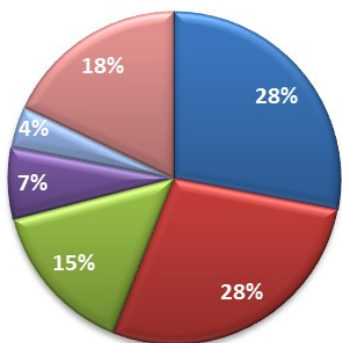
Belgium

Men

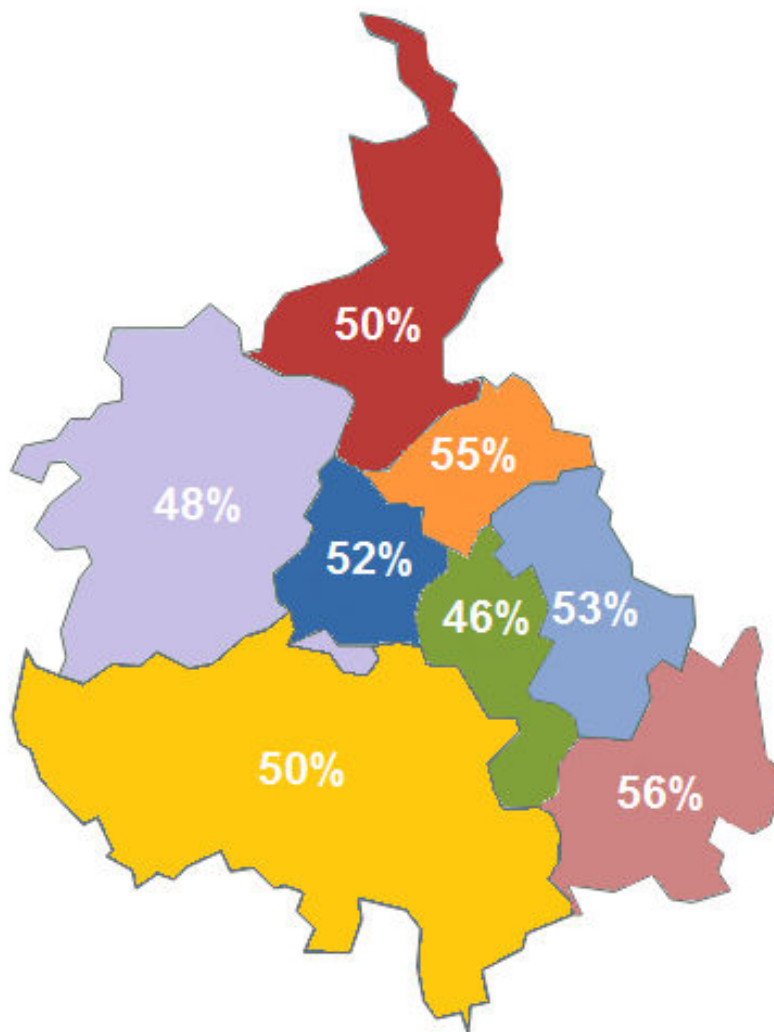


- Cancer
- Cardiovascular diseases
- Nervous system (incl. dementia)
- Respiratory diseases
- Endocrine metabolic system
- Digestive system
- External causes
- Other causes

Women



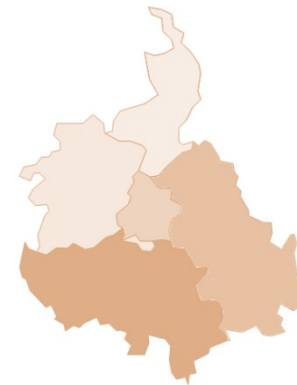
# Overweight and Obesity (%)



# Factors of influence



# Factors of influence





# Conclusion and Report



- ▶ Collaborative learning network that will be continued: an example of good practice
  
- ▶ The report and summaries are published online on:
  - Website Province of Limburg
  - Website GGD Zuid Limburg
  
- ▶ For more information and questions:  
[euregio-factor@ggdzl.nl](mailto:euregio-factor@ggdzl.nl)